



CincyAfterSchool

A Comprehensive Review: Program Performance 2008-2009

The Program



Program Components

CAS Program supports nine program components:

- Tutoring and Mentoring
- Technology and Telecommunication
- Career Exploration
- Fine Arts
- Health and Wellness
- Leadership Development
- Non-School Day Activities
- Family Sessions
- Service Learning

Participating Schools

- Academy of World Languages
- Carson
- Chase
- Hays-Porter
- Hoffman-Parham
- Hughes
- Mt. Airy
- Oyler
- John P. Parker
- Pleasant Hill
- Pleasant Ridge
- Rees E. Price
- Riverview East
- Rockdale Academy
- Roll Hill
- Shroder
- Silverton
- South Avondale
- Ethel M. Taylor
- Westwood
- Winton Hills
- Winton Montessori



AWL WILL PREPARE STUDENTS FOR A GLOBALLY-LINKED SOCIETY THROUGH EXCELLENCE
IN WORLD LANGUAGES, CULTURAL STUDIES, AND HIGH ACADEMIC STANDARDS

Lead Agencies

- Black Achievers YMCA
- Blue Ash YMCA
- Boys and Girls Club
- Central Clinic
- Clippard YMCA
- FamiliesFORWARD
- Gamble Nippert YMCA
- M. E. Lyons YMCA
- Melrose YMCA
- Powel Crosley YMCA
- Santa Maria Community Services
- Talbert House
- Greater Cincinnati Urban League

Community Partners

Sample Partners			
4C for Children	Cincinnati City Hall	Family Ties Foster Care	Kidney Foundation
A.R.C.	Cincinnati Drug & Poison Information Center	First Tee	Kimberfong Kreations
Adopt-a-Class	Cincinnati Early Learning Center	Fleming, Tasha	Know Theatre
Alcoholism Council	Cincinnati Enquirer	Freedom Center	Langford, Christine
All Eyes On Me	Cincinnati Fire Dept.	Freestore/Foodbank	Learning Through Art, Inc. (LTA)
American Red Cross	Cincinnati Fire Museum	Frisch's Commissary	Leave No Child Inside
Art Club	Cincinnati Health Dept	Gear Up	Lighthouse Youth Services
Art Machine	Cincinnati Health Network	Gigglebox	Ohio State University
Arts Consortium of Cincinnati	Cincinnati Museum Center	I Space	Over The Rhine
ArtWheels	Cincinnati Park Board	Girl Scouts	Parents for Public Schools
ASILI MUSEUM CENTER	Cincinnati Police Dept	Give Back Cincinnati	Peace Resource Center of Wilmington College
Asset Builders Alliance	Cincinnati Public Library	GLAD House	Peaslee Neighborhood Center
Ballet Tech Cincinnati	Cincinnati Recreation Commission	Glitter Girls	Pregnancy Care of Cincinnati
Ballet Theatre Midwest	Cincinnati Red Cross	Greater Cincinnati Environmental Educators	Pro Kids
Beech Acres	Cincinnati Symphony Orchestra	Green & Healthy Schools	Rachel Grenell Pottery

Community Partners

Sample Partners Continued			
Betts House	Cincinnati Union Bethel	Growing Well	Relationship Resources
Big Brothers Big Sisters	Cincinnati Youth Collaborative	H.O.S.T.S.- Xavier	Cincinnati Chess Club
Black Theatre Company	Coalition For A Drug Free Greater Cincinnati	Hamilton County Family & Children First	Loving Kindness Childcare
Bohart, Paul	College Access Alliance	Hamilton County Job & Family Services	Mad Science
Boy Scouts	Community Action Agency	Hamilton County Parks And Recreation	MEDASI AFRICAN DANCE THEATRE, INC.
Boys & Girls Club	Community Police Parenting Center	Happen Inc	Media Bridges
Brighton Center	Computertots Computer Explorers	Healthy Visions	Mercy St. John
Bud Walters Ballroom dancing	Cook Realty and Investments	Heritage Village Museum	Mind Peace
Bushido	Cooking Club	I Space	Muse Machine, The
Caching Our World	Council of Christian Communions	Imani	Music Resource Center
Carl H. Lindner YMCA	Creative Alternatives	Injury Free Coalition	New American Art Gallery
Catacoustic Consort	Crossroads Community Church	Inner City Tennis	Nutrition Council
Center for Children & Families	CYC Mentors	International Center of Greater Cincinnati	Ohio Benefit Bank
Central Clinic	CYC Partners in Education	Jack&Jill Program	Ohio EPA

Site Operations

<i>Program Information</i>	<i>Summary Statistics</i>
What was the typical number of weeks the program was offered?	<ul style="list-style-type: none">• Average Weeks During School Year: 31• Average Weeks for Summer: 5
What was the typical number of hours per week that the program was operating?	<ul style="list-style-type: none">• Average Hours Per Week School Year: 17• Average Hours Per Week Summer: 24



Staff Information

<i>Staff Categories</i>	<i>Number of Staff in a School Year</i>		<i>Number of Staff during the Summer</i>	
	Paid	Volunteer	Paid	Volunteer
School-day Teacher (Former & Substitute)	39	24	8	1
Center Administrators/ Coordinators	31	1	11	0
Youth Development Workers	77	37	9	0
Other Non-teaching School Staff (e.g., librarians, guidance counselors, aides)	28	2	1	0
Parents	4	72	0	7
College Students	64	127	7	2
High School Students	14	91	0	7
Other Community Members	10	42	24	0
Other Non-school Day Staff	36	15	10	2

Staff Information

<i>Staff Categories</i>	<i>Number of Staff in a School Year</i>		<i>Number of Staff during the Summer</i>	
	<i>Paid 2007-08</i>	<i>Paid 2008-09</i>	<i>Paid 2007-08</i>	<i>Paid 2008-09</i>
School-day Teacher (Former & Substitute)	22	39	14	8
Center Administrators/ Coordinators	23	31	14	11
Youth Development Workers	20	77	13	9
Other Non-teaching School Staff (e.g., librarians, guidance counselors, aides)	14	28	2	1
Parents	6	4	3	0
College Students	40	64	16	7
High School Students	5	14	3	0
Other Community Members	7	10	28	24
Other Non-school Day Staff	35	36	14	10
Other:	0	0	0	0

Sample Activities

Ice Cream Social and Group Gathering	Recreation	School Newspaper
I Space	Reading Circle	Scavenger Hunt
Hughes Summer Bridge	Reading 4 Success	Rewards Day
Game On, Ultimate Wellness Challenge	Rappers and Producers	Project Learn
Kwanzaa	Career Exploration Day Salsa	Newsletter
Kimberfong Kreations 1	Service Learning Activity	Nature Club
Kids In the Kitchen	OAT Super Saturday	National Society of Black Engineers Jr. (NSBE)
Kids In Action	OAT 's test prep	Music
Art Wheels	Nutrition Education	Movie Night

Sample Activities

Fit Kids	Hip Hop Art	Phys Ed Class
First Tee	High School Tutors	Photography Club
Fine Arts	Healthy Kids Day	Pastries for Parents
Field Trips	Healthy Habits	Parent Leadership Team
Family Literacy Night	Health Expo	Parent Information Night
Family Fun Night	Health Awareness	Outdoor play
Family Celebration	Health and Fitness Club	Youth Game Night
Fall Party	Happen, Inc.	Youth Enrichment Girls Conference

Program Participants

<i>Program Participants</i>	<i>Summary Statistics</i>
Students Registered Both School Year and Summer	4366
Adults Served School Year (parents and family)	2300*
Student Attendees 0 - 29 Days	2249
Student Attendees 30 Days or More	2117

Although there were very few adult-specific, ongoing programs offered to parents across all CAS sites, more than 2300 (duplicated) parents, families and community members participated in activities and/or attended events at CAS schools in 2008-2009.



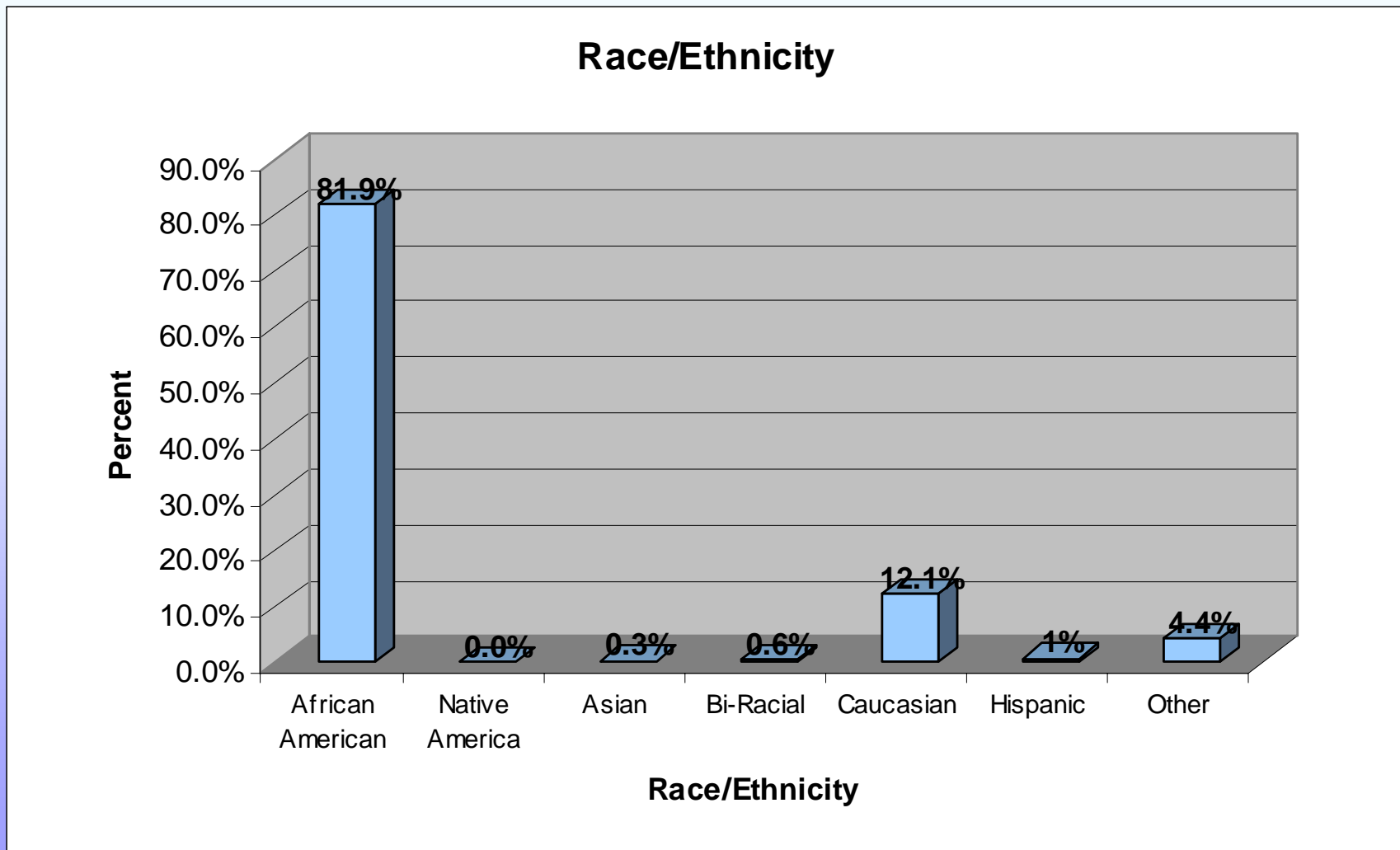
Program Participants

<i>Program Participants</i>	<i>Summary Statistics 2007-08</i>	<i>Summary Statistics 2008-09</i>
Students Registered Both School Year and Summer	2707	4366
Adults Served School Year (parents and family)	1606*	2300*
Student Attendees 0 - 29 Days	1307	2249
Student Attendees 30 Days or More	1400	2117

Although there were very few adult-specific, ongoing programs offered to parents across all CAS sites, more than 2300 (duplicated) parents, families and community members participated in activities and/or attended events at CAS schools in 2008-2009.

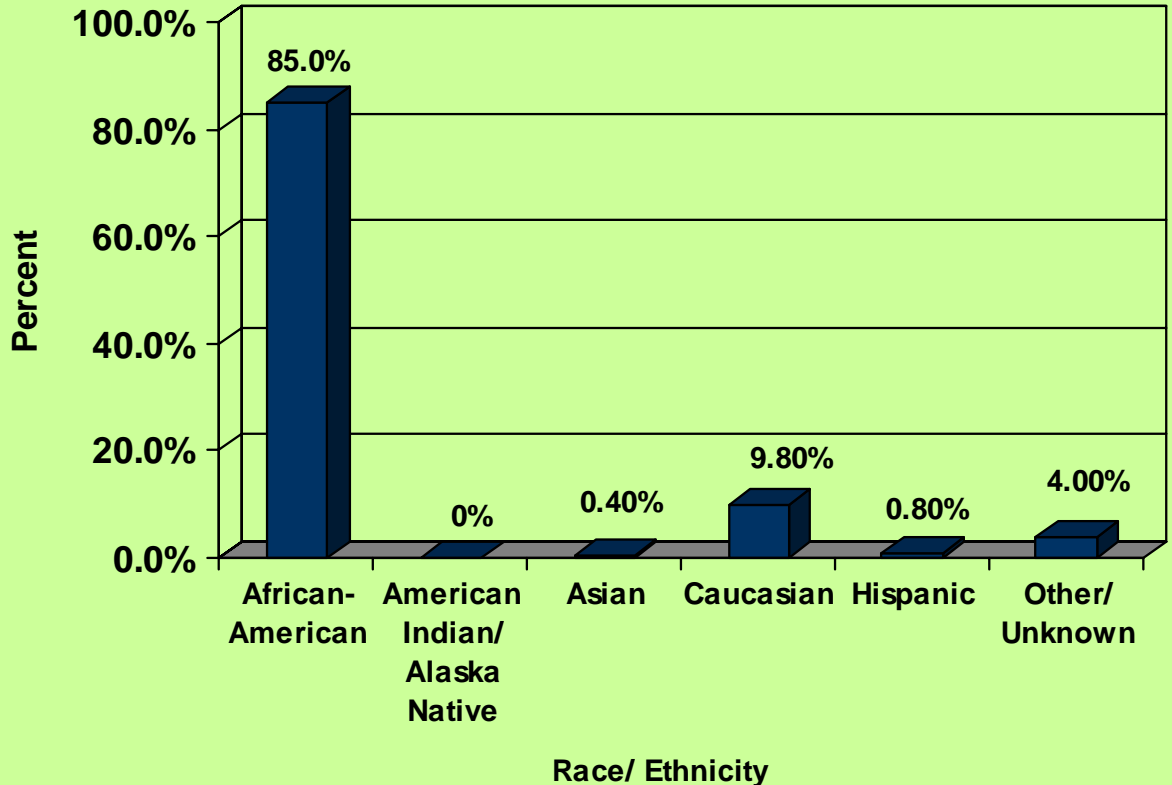


Participant Demographics

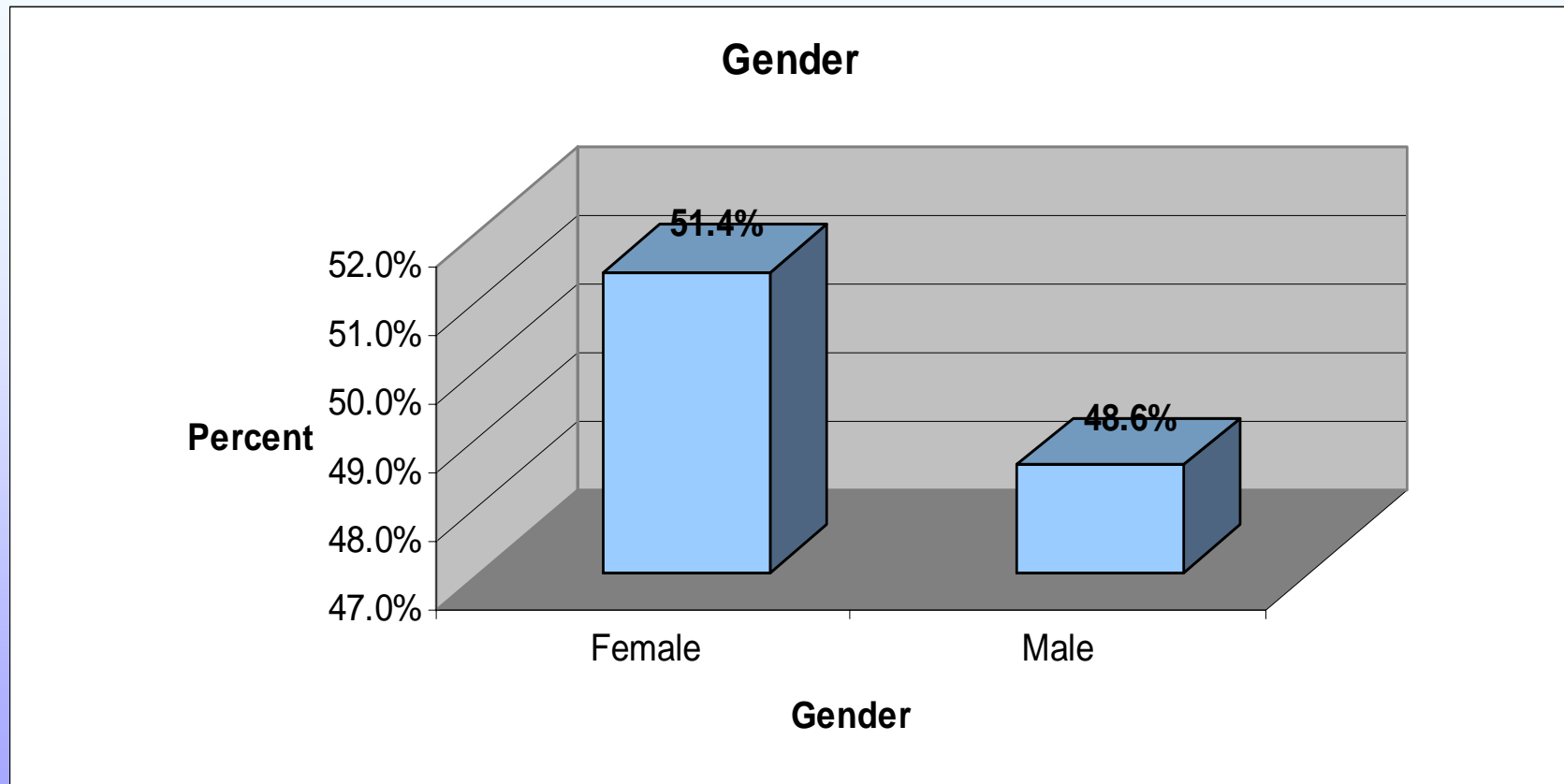


Participant Demographics 2007-2008

Race/ Ethnicity



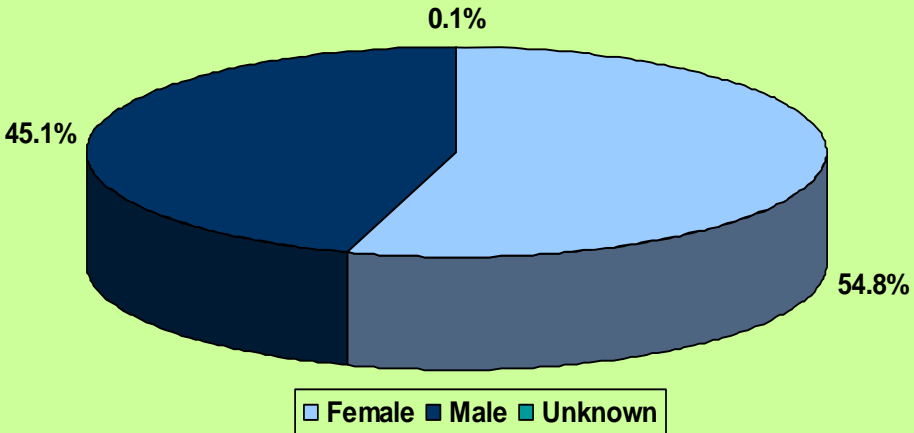
Participant Demographics



Participant Demographics 2007-2008




Gender




Participant Demographics



Parents and Kids! 

Join Us for *Parent Skate Night*
and
"Healthy Alternative"
Healthy Kids Day

 from 6-8:00pm

at the
**Winton Hills Recreation
Center**

Come out for Fun, Games, and
Entertainment!

Hope to see you there!

If you have any questions, please call
Laticia Jones, 363-6356.

Grade Level	2007-08	2008-09
PreK	.1%	0.5%
Kindergarten	9.8%	11.1%
Grade 1	10.3%	10.0%
Grade 2	10.8%	10.1%
Grade 3	11.1%	10.9%
Grade 4	10.6%	9.7%
Grade 5	8.6%	10.1%
Grade 6	8.9%	8.6%
Grade 7	4.7%	5.5%
Grade 8	4.1%	4.2%
Grade 9	8.3%	7.4%
Grade 10	3.8%	2.8%
Grade 11	4.7%	4.5%
Grade 12	2.8%	3.2%
Unknown	1.6%	1.2%

Summary of Program Outcomes

Component	2008-09 Outcomes 07-08
<p style="text-align: center;">Tutoring & Mentoring</p> <p><i>Outcome Status: Not Met</i></p>	<p>Goal:</p> <ul style="list-style-type: none"> •60% increase in standardized test scores •50% improve grade in Math, English/Reading •50% improve in attendance <p>Actual:</p> <ul style="list-style-type: none"> •Math Proficiency Test Level Increase – 26.7% 26.2% •Reading Proficiency Test Level Increase – 24.6% 23.2% •Math Proficiency Score Increase – 50.8% 44.8% •Reading Proficiency Score Increase – 51.6% 46.4% •Math Grade Increase – 28.1% 29.5% •Reading Grade Increase – 32.2% 33.5% •Students Participating 30+ days – 2117 (48.5% increase)
<p style="text-align: center;">Telecommunication & Technology</p> <p><i>Outcome Status: Met</i></p>	<p>Goal:</p> <ul style="list-style-type: none"> •25% successfully take part in a technology program <p>Actual:</p> <ul style="list-style-type: none"> •More than 1200 students attended technology-related programs (sources: Cayen and Technology surveys) 602

Summary of Program Outcomes

<i>Component</i>	<i>2008-09 Outcomes</i> <i>07-08</i>
<p style="text-align: center;">Career Exploration</p> <p style="text-align: center;"><i>Outcome Status: Met</i></p>	<p>Goal:</p> <ul style="list-style-type: none"> • 25% attend a workplace tour <p>Actual:</p> <ul style="list-style-type: none"> • 52.1% of survey respondents reported visiting/taking a tour of a company <i>38.9%</i>
<p style="text-align: center;">Service Learning Activity</p> <p style="text-align: center;"><i>Outcome Status: Not Met</i></p>	<p>Goal:</p> <ul style="list-style-type: none"> • 80% will participate in a minimum of one service learning project <p>Actual:</p> <ul style="list-style-type: none"> • 72.2% of survey respondents reported participating in service learning projects <i>73%</i>

Summary of Program Outcomes

Component	2008-09 Outcomes 07-08
<p style="text-align: center;">Fine Arts</p> <p><i>Outcome Status: Met</i></p>	<p>Goal:</p> <ul style="list-style-type: none"> •70% will participate in at least 1 event quarterly •70% will increase in knowledge of another culture <p>Actual:</p> <ul style="list-style-type: none"> •77.8% of survey respondents reported participating in arts or culture programs 79.4% •85.4% of survey respondents reported learning a little, a lot, or a whole lot about other cultures during the after school program 67.1%
<p style="text-align: center;">Leadership Development</p> <p><i>Outcome Status: Met</i></p>	<p>Goal:</p> <ul style="list-style-type: none"> •80% of will demonstrate an increased knowledge of dangers associated with risk behavior •70% increase in resistance skills <p>Actual:</p> <ul style="list-style-type: none"> •87.4% of survey respondents reported learning a little, a lot, or a whole lot about what smoking, drinking and drugs can do to the body during the after school program 87% •91% of survey respondents reported being able to say “no” to cigarettes, drinking and drugs 92%

Summary of Program Outcomes

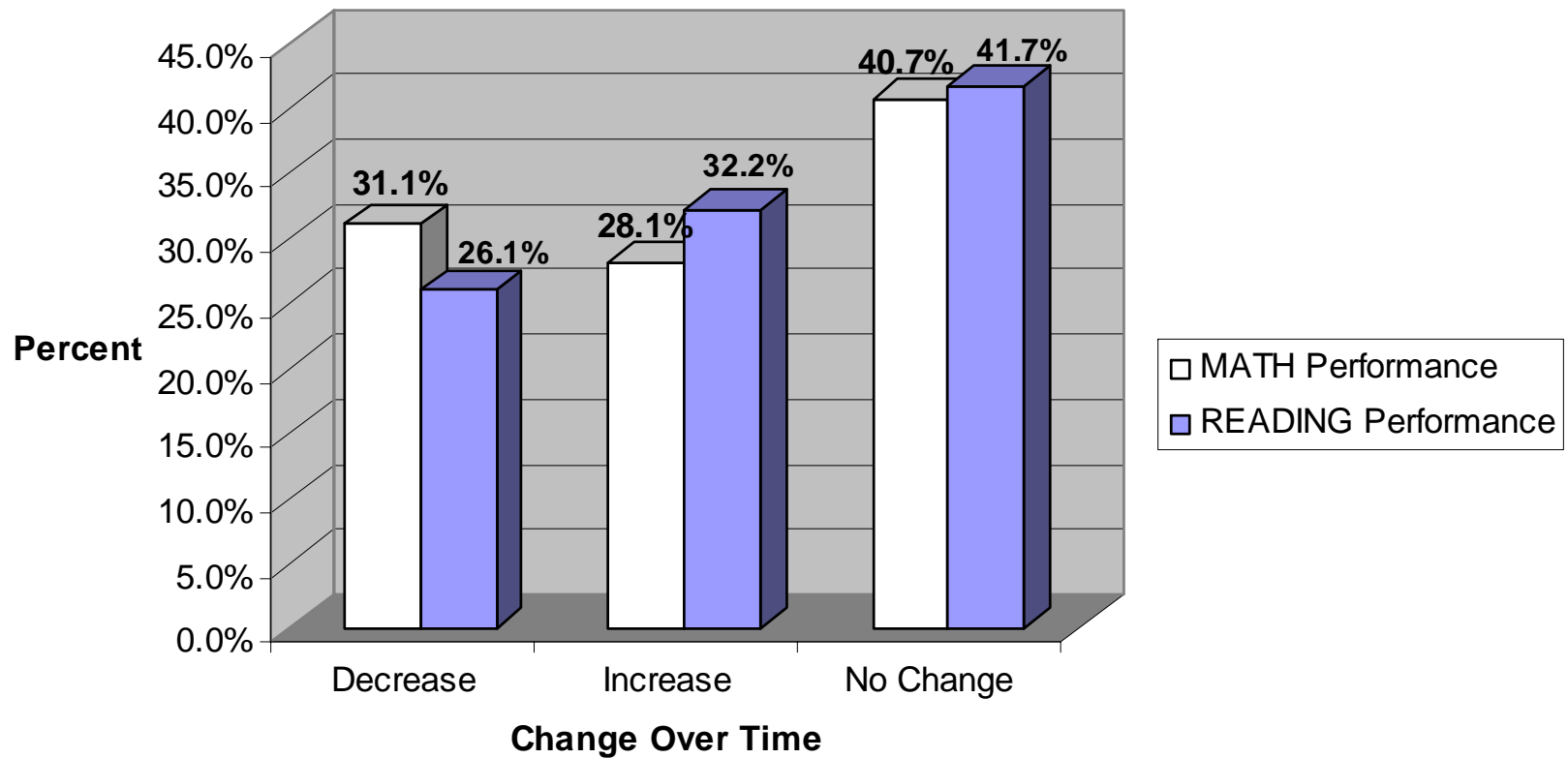
<i>Component</i>	<i>2008-09 Outcomes</i> <i>07-08</i>
<p style="text-align: center;">Health & Wellness Activities</p> <p><i>Outcome Status: Met</i></p>	<p>Goal:</p> <ul style="list-style-type: none"> • 70% of will show an increased understanding of the impact of health & nutrition • 50% add healthy activity • 80% involve in a team sport <p>Actual:</p> <ul style="list-style-type: none"> • 98.4% of survey respondents reported that it is important to eat healthy and exercise (a little, a lot, or a whole lot) 95.2% • On average, more than 70% of survey respondents reported doing art, exercising, reading for fun, going places, cooking this year • 89% of survey respondents reported participating in sports 87%
<p style="text-align: center;">Non-School Day Programs</p> <p><i>Outcome Status: Not Met</i></p>	<p>Goal:</p> <ul style="list-style-type: none"> • Up to 50 participants (per site) will attend an all-day activity <p>Actual:</p> <ul style="list-style-type: none"> • More than 700 students in CAS participated in activities including field trips, lock-ins, weekend programs and programs offered during school breaks; however, only 4 sites met this goal. (source: Cayen) 1136
<p style="text-align: center;">Family Sessions</p> <p><i>Outcome Status: Not Met</i></p>	<p>Goal:</p> <ul style="list-style-type: none"> • 70 participants (per site) will have a family member attend a school event <p>Actual:</p> <ul style="list-style-type: none"> • Although more than 2300 parents and family members (duplicated) attended programs across the sites, only 11 sites met this goal. 1606

ODE Outcomes

<i>2008-09 Objectives</i>	<i>Objective Status (08-09 & 07-08)</i>
<ul style="list-style-type: none">• Develop Asset-Rich Students with a Healthy Sense of Self-Esteem and Personal Achievement	Met
<ul style="list-style-type: none">• Educate and Involve Parents Through Integrated Family Services	Met
<ul style="list-style-type: none">• Equip Youth with Resistance Skills to Avoid Negative and Self-Destructive Behaviors	Met
<ul style="list-style-type: none">• Improve Youth Achievement and Ensure Fulfillment of Our Academic Mission	Met

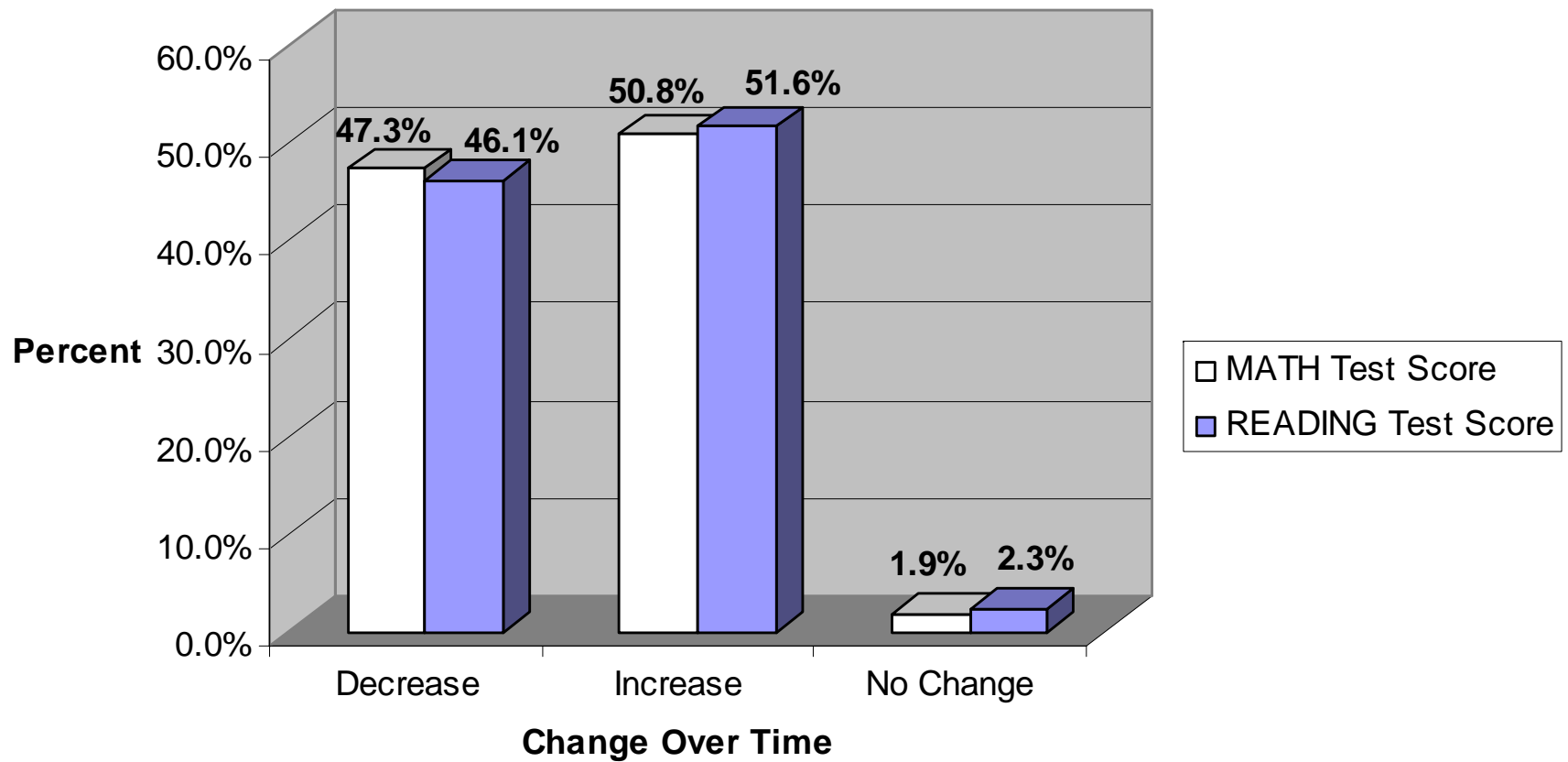
Academic Performance

All CincyAfterSchool Sites
Academic Performance from 1st to 4th Quarter



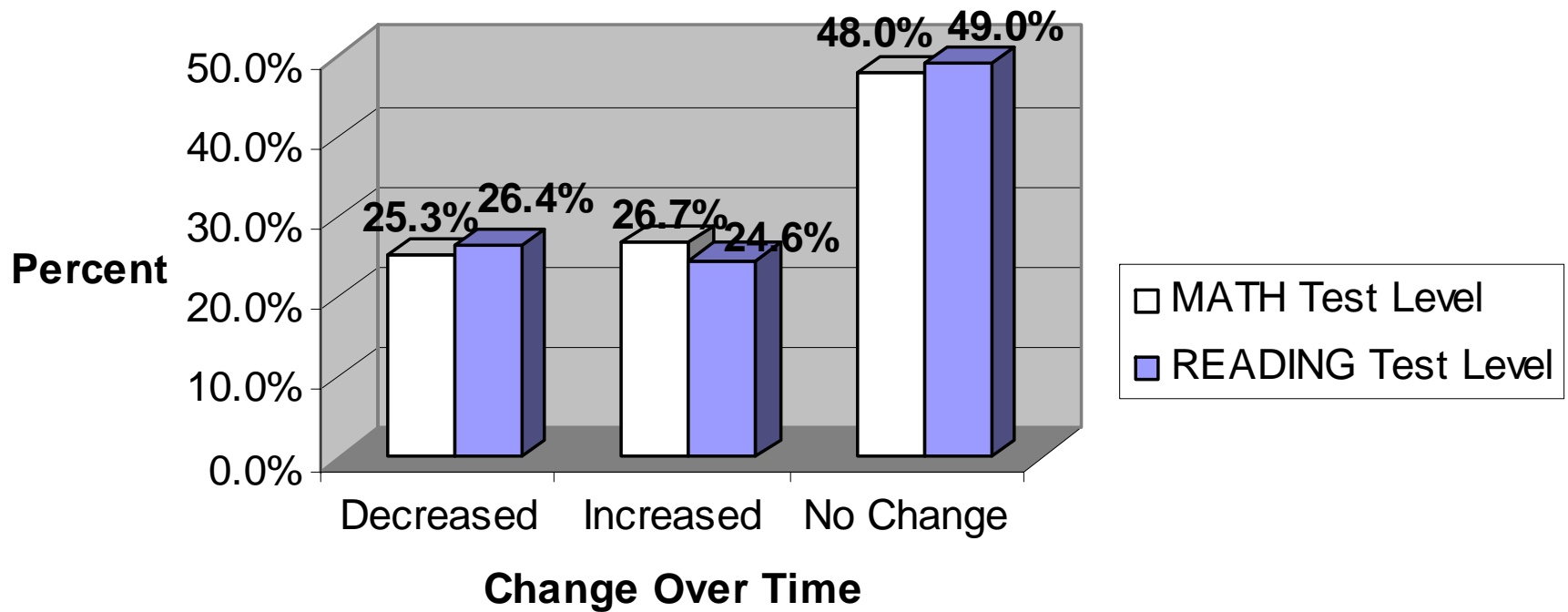
Academic Performance

All Sites
Standardized Test Score Change from 2008 to 2009



Academic Performance

All Sites
Standardized Test Level Change from 2008-2009





Principal Surveys

- **How is CincyAfterSchool incorporated into your school's One-Plan/discipline plan?**

Responses:

Its not really.

CAS utilizes the same school wide expectations during the program to ensure smooth transition between the school day and after school events. Consequences are expected to be followed through in the same manner.

CAS is part of our ONE PLAN- in terms of students having built in homework time into the program to assist with addressing our indicators. CAS is also part of our positive school culture- in terms of making our children take ownership of their school and to offer services to support them becoming productive, life long citizens. CAS is also part of our parent ladder in terms of offering parents a enrichment opportunity for their children after school.

Principal Surveys

- **How does CincyAfterSchool support your school's learning and achievement outcomes?**

Responses:

With homework

They have been a tremendous partner in working with tutoring and supporting school initiatives, creating a continuum after school.

The site coordinator regularly talks with teachers about what the kids need- for ex. our kids need help with their basic math facts- so activities were designed to address that need. Also, our site coor. looks at our benchmark data to determine where a need is and designs activities to enrich or practice the indicator.

Principal Surveys

- **How does CincyAfterSchool support the social and emotional development of your students, families, and community?**

Responses:

With programs

CAS has worked diligently to develop relationships within the building as well as within the community. The look for outside resources to assist in all levels of our children's lives.

CAS program ran by Paula Sherman supports our children in many ways- they have fine arts activities, confidence building and physical fitness activities designed to uplift our babies and for them to feel success in a variety of ways. Our afterschool program helps this to become a safe place for our students. Our community programs, ex. tutoring, choir- help us to become partners for uplifting the community.

Principal Surveys

Overall, how well does CincyAfterSchool provide services at your school?	
Very Well	66.7%
Well	33.3%
Does the after school program utilize (school) space including, but not limited to the library, computer room, gym, or classrooms to support the variety of programs and age groups?	
Yes	100%
Does the after school program utilize available school resources (e.g., copier, A/V equipment, etc.) for programs and activities?	
Yes	100%

Principal Surveys

Has the afterschool program been able to engage the support and expertise of school staff in activities and programs (e.g., program consultation, hiring school staff as afterschool employees, etc.)?	
Yes	100.0%
No	0.0%
Does the after school coordinator attend the LSDMC meetings on a regular basis?	
Yes	100.0%
No	0.0%
Does the after school coordinator attend staff meetings on a regular basis?	
Yes	66.7%
No	33.3%
Does the after school coordinator and/or staff have additional responsibilities at your school?	
Yes	100.0%
No	0.0%

Principal Surveys

- **What types of responsibilities does the after school coordinator and/or staff have at your school?**

Responses:

She has worked on interview teams, school events on evenings and weekends, and planning teams for next year.

The resource coordinator for 08-09- She performed those duties, the after school duties as well as other needs throughout the building. She deserves to be well compensated for all that she does to support our school as well as the YMCA. She was here 6 days a week. She also worked very hard to support needs of the teachers and administration. She is our "Go to Girl."

Principal Surveys

- **What are the primary benefits (of the school) for hosting CincyAfterSchool at your school?**

Responses:

To handle the afterschool program.

Security and enrichment for our students

Paula and the fact that she shares my vision and mission to have our babies reach academic excellence.

Principal Surveys

- **What have been the primary challenges or obstacles resulting from your school's collaboration with CincyAfterSchool, if any?**

Responses:

Lack of transportation for many families which prevents them from being able to Participate.

Our LSDMC wants to actively start looking for additional funding to fund our site coordinator full time after the 09-10 school year. We have been told that the Y will assist us with finding TANF dollars but we believe that there are some smaller grants out there that we can find to help support this program. We need the Y to actively work with us on this problem. We saw Winton Hills school wait this summer to see if funding went through for them to continue because the grant ended. That was hard to watch. We want to know the small dollars needed are there and so we want to start looking now.

Principal Surveys

- **Compared to last year, what improvements have you noticed in the CincyAfterSchool Program? If the program was not operating at your school last year, what improvements have you noticed over the course of this year?**

Responses:

They are a lot more organized.

We consistently have a waiting list.

CAS program has blossomed even more. There is a constant waiting list.

Principal Surveys

- **How can the CincyAfterSchool Program improve for next year and beyond?**

Responses:

A set of structured events that help with academics. Students with color shirts.

We will start working on a continuation plan and try to resolve transportation issues.

Help us to find the dollars so that we can serve even more children and make the program even bigger.

Teacher Surveys

Category	Does Not Apply	Significant Decline	Moderate Decline	Slight Decline	No Change	Slight Improvement	Moderate Improvement	Significant Improvement
Turning Homework in On Time	8.3%	2.7%	4.3%	5.0%	36.8%	23.6%	13.1%	6.2%
Completing Homework Assignments to Your Satisfaction	7.3%	2.9%	3.6%	6.0%	33.0%	24.9%	14.1%	8.1%
Participating in Class	5.6%	1.7%	2.3%	3.7%	42.8%	25.4%	11.3%	7.2%
Volunteering	18.7%	1.1%	1.0%	2.0%	50.8%	15.4%	6.2%	4.6%
Attending Class Regularly	10.6%	1.7%	2.2%	4.1%	57.5%	11.2%	6.3%	6.4%
Being Attentive in Class	5.0%	3.9%	4.0%	9.8%	40.1%	22.4%	10.3%	4.5%
Behaving Well in Class	5.7%	4.4%	4.9%	10.0%	39.6%	20.5%	10.7%	4.2%
Academic Performance	2.9%	2.2%	4.4%	7.0%	32.7%	29.4%	16.9%	4.6%
Arriving to Class on Time	9.7%	2.0%	2.6%	4.4%	59.2%	11.7%	4.8%	5.6%
Arriving to Class Ready to Learn	5.8%	2.8%	3.2%	6.3%	48.4%	20.8%	8.9%	3.7%
Getting Along with other Students	6.1%	2.1%	4.1%	7.0%	47.0%	20.5%	7.8%	5.4%
Leading and Influencing others to Make Good Choices	6.6%	3.4%	3.1%	8.1%	48.8%	17.7%	8.5%	3.7%

Parent Comments



Comments:

- “I really appreciate this program and hope to see you all next year!”
- “The program helps kids stay off the streets...”
- “The program does a good job of including the whole family with the program.”
- “I appreciate everything the program provides and all the food at the meetings. Thanks.”

Suggestions:

- “More programs to build self-esteem, hygiene, and how to cope with problems.”
- “Offer more after school activities related to (different) age groups.”
- “More parent involvement (needed).”
- “Offer more field trips.”
- “...maybe monthly hand out all the days you will be closed for the month.”
- “More workers so the waiting list is not so long.”
- “Engage more instructors of color.”



Success Stories

E. was a very active member in the CincyAfterSchool program since the start of the school year. Entering the program in the Kindergarten, E. quickly began to learn and develop far before his other classmates. By the first grade, E. began to do so well in his work that he did the work and got it right on the first time around. By the Second grade, E. never got any of his spelling words wrong on his spelling test. When asked what was the secret to his success, E. told the staff and his mother that he didn't have to study the words because he saw them everyday while doing his homework in the program. E. 's participation with the students made him likeable and easy to get along with. After leaving the after school program E. would go to the Boys and Girls Club and wait for his older brother to pick him up. E. wanted to walk home by himself because he knew where he lived and he knew his mother's work and cell phone numbers by heart. One snowy day when school was closed, E. lost his life at the age of 7 by another student who had been playing with a loaded shot gun. Even though E. is not with us, the hardest part for the students was for the staff to explain why he isn't going to be back with us. E. has earned a spot in everybody's heart and will not be forgotten. He will always be in our hearts.

Success Stories

CincyAfterSchool students P. C. and J. H. have been chosen as US delegates for the Children's International Summer Villages (CISV). They are set to travel to Mexico in July and submerge themselves with 12 other cultures encouraging respect for cultural differences and the development of self-awareness. CISV empowers each participant to incorporate values of friendship, inclusiveness, enthusiasm, engagement, and cooperation into their lives as they become global citizens and strive for a more peaceful world. CISV was founded on the belief that peace is possible through friendship and that the real difference can be made by starting with children. CISV is a charitable, independent, non-political, volunteer organization whose core mission is promoting peace education and cross-cultural friendship.

Success Stories

We have a family of 5 with a terminally sick mother, a hard working father, and 3 children. During our life skills lesson month in March one of the topics we touched on was laundry skills where we taught the children how to sort the clothes by color, how to read the labels and measure the laundry detergent, etc. The father mentioned in our parent advisory mtg, that he was appreciative of the lesson the program taught his children and that his only daughter helped him with the laundry for a whole 2 weeks by sorting the clothes by colors and folding them. He mentioned that he is impressed that the program is more than just "after care" and that his children are learning important life skills and that it's really helping him.

Brief Summary

- Twenty-two sites operated during the 2008-2009 academic year.
- Schools offered approximately 30 weeks of activities during the school year and 5 weeks during the summer.
- More than 150 community partners collaborated across all sites.
- 4366 students were registered in the program through Cayen. More than 2100 students participated for 30 days or more.
- More than 2300 (duplicated) parents and family members participated in events across all sites.
- More than 800 (duplicated – school year and summer) full-time/part-time paid and volunteer staff members and contractors across the sites.
- The number of students, parents and staff in the program has increased dramatically since 2007-08.

Brief Summary

- Overall, the program met 5 out of 9 program outcomes; other program components fell just shy of benchmarks
- Specifically, data showed that many students participating in after school programs participated in service learning projects, achieved leadership development competencies, attending non-day school programs, and reported high developmental assets (greater than 25).
- Although nearly a third of students made progress with respect to improving academic performance/grades and half of students made progress on proficiency test scores (in reading and math), these rates fell short of ambitious benchmarks.
- Teacher survey results indicated that students generally maintained or improved across all performance categories
- Parents and principals were satisfied with program and recommended strongly that the program continue.
- There are a number of recommendations that were provided that will strengthen the program. Feedback will be provided the school/program level through individual reports and technical assistance

Recommendations

Recommendations for Ensuring Continuous Quality Improvement Include:

- Implement Best Practices to Ensure Program Quality and Retain Students into the Program
- Increase Adult Involvement in Programming and Parent Involvement through offering more family programs and more ongoing skill-building programs for adults (e.g., parenting classes, career exploration, etc.)
- Foster New Community Partnerships that Promote Positive Impact on Benchmarks
- Think Creatively on How to Achieve Benchmarks (e.g. Service Learning)

Recommendations

Recommendations for Ensuring Continuous Quality Improvement Include:

- Prioritize Academic Programs/Outcomes/Resources for Low-Achieving Students
- Work with the School to Ensure a Positive School Culture (reducing disruptive behaviors, increasing social skills, student engagement, increase parent involvement, etc.) Ensuring Valid and Real Time Data Entry in CAYEN; registering students appropriately; alert Innovations of any technical or data entry difficulties
- Maximize Data Collection from Students, Teachers and Parents
- Improve Organization of Program Data Materials for Staff Transition/Audits

Thank You!

Summary of Program Outcomes

Component	2007-08 Outcomes
<p>Tutoring & Mentoring</p>	<p>Goal:</p> <ul style="list-style-type: none"> •60% increase in standardized test scores •50% improve in attendance •50% improve grade in English, Math <p>Actual:</p> <ul style="list-style-type: none"> •29.5% increased math grade from 1st to 4th quarter •33.5% increased reading grade from 1st to 4th quarter •44.8% increased in math test score from 07 to 08 •46.6% increased in reading test score from 07 to 08 •26.2% increased in math test level from 07 to 08 •23.2% increased in reading test level from 07 to 08 •175+% increase in the number of students served than previous year
<p>Telecommunication & Technology</p>	<p>Goal:</p> <ul style="list-style-type: none"> •25% successfully take part in a technology program <p>Actual:</p> <ul style="list-style-type: none"> •64.8% (out of 602) reported having participated in a computer class this year •64.1% (out of 618) reported having learned about using a computer during the after school program •50.5% (out of 614) reported using a computer for homework or other school activities during the after school program

Summary of Program Outcomes

<i>Component</i>	<i>2007-08 Outcomes</i>
Career Exploration	<p>Goal:</p> <ul style="list-style-type: none"> • 25% attend a workplace tour <p>Actual:</p> <ul style="list-style-type: none"> • 38.9% (out of 553) reported having visited/toured a company this year • 67.5% (out of 548) reported having learned “a lot” or “a whole lot” about careers and jobs during the after school program • 93.6% (out of 559) plan to attend college in the future
Service Learning Activity	<p>Goal:</p> <ul style="list-style-type: none"> • 80% will participate in a minimum of one service learning project <p>Actual:</p> <ul style="list-style-type: none"> • 73.0% (out of 612) reported having participated in a community service project this year



Summary of Program Outcomes

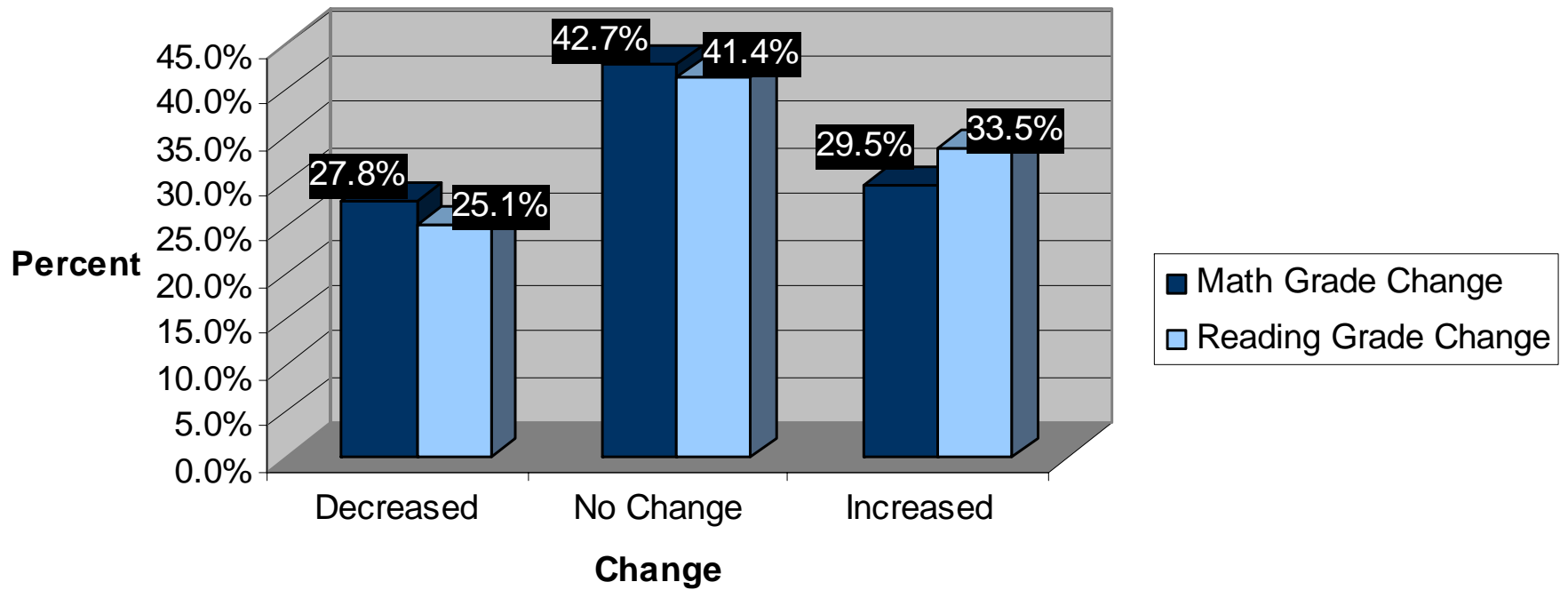
Component	2007-08 Outcomes
Fine Arts	<p>Goal:</p> <ul style="list-style-type: none"> •70% will participate in at least 1 event quarterly •70% will increase in knowledge of another culture <p>Actual:</p> <ul style="list-style-type: none"> •79.4% (out of 601) reported having participated in an arts/culture program this year •67.1% (out of 624) reported learning “a little,” “a lot,” or “a whole lot” about other cultures during the after school program •55.4% (out of 607) tried foods from different countries/cultures •66.8% (out of 605) learned words from a different language •73.7% (out of 498) listened to music, played instruments or learned dances from other countries/cultures
Leadership Development	<p>Goal:</p> <ul style="list-style-type: none"> •80% of will demonstrate an increased knowledge of dangers associated with risk behavior •70% increase in resistance skills <p>Actual:</p> <ul style="list-style-type: none"> •87.0% (out of 633) rated “a lot” or “a whole lot” that smoking, drinking and doing drugs are bad for your body •92.7% (out of 626) rated “a lot” or “definitely” being able to say no to cigarettes, drinking and drugs

Summary of Program Outcomes 2007-2008

<i>Component</i>	<i>2007-08 Outcomes</i>
<p>Health & Wellness Activities</p>	<p>Goal:</p> <ul style="list-style-type: none"> • 70% of will show an increased understanding of the impact of health & nutrition • 50% add healthy activity • 80% involve in a team sport <p>Actual:</p> <ul style="list-style-type: none"> • 95.2% (out of 645) rated “a lot” or “a whole lot” that it is important to eat healthy and exercise • 88.3% (out of 641) rated “a lot” or “very important” that it is important to participate in positive activities during your free time • 87.9% (out of 620) reported playing sports this year
<p>Non-School Day Programs</p>	<p>Goal:</p> <ul style="list-style-type: none"> • Up to 50 participants will attend an all-day activity <p>Actual:</p> <ul style="list-style-type: none"> • More than 1136* students participated in field trips, Saturday programs and Summer programs
<p>Family Sessions</p>	<p>Goal:</p> <ul style="list-style-type: none"> • 70 participants will have a family member attend a school event <p>Actual:</p> <ul style="list-style-type: none"> • More than 1606* parents and family members attended after school programs/events

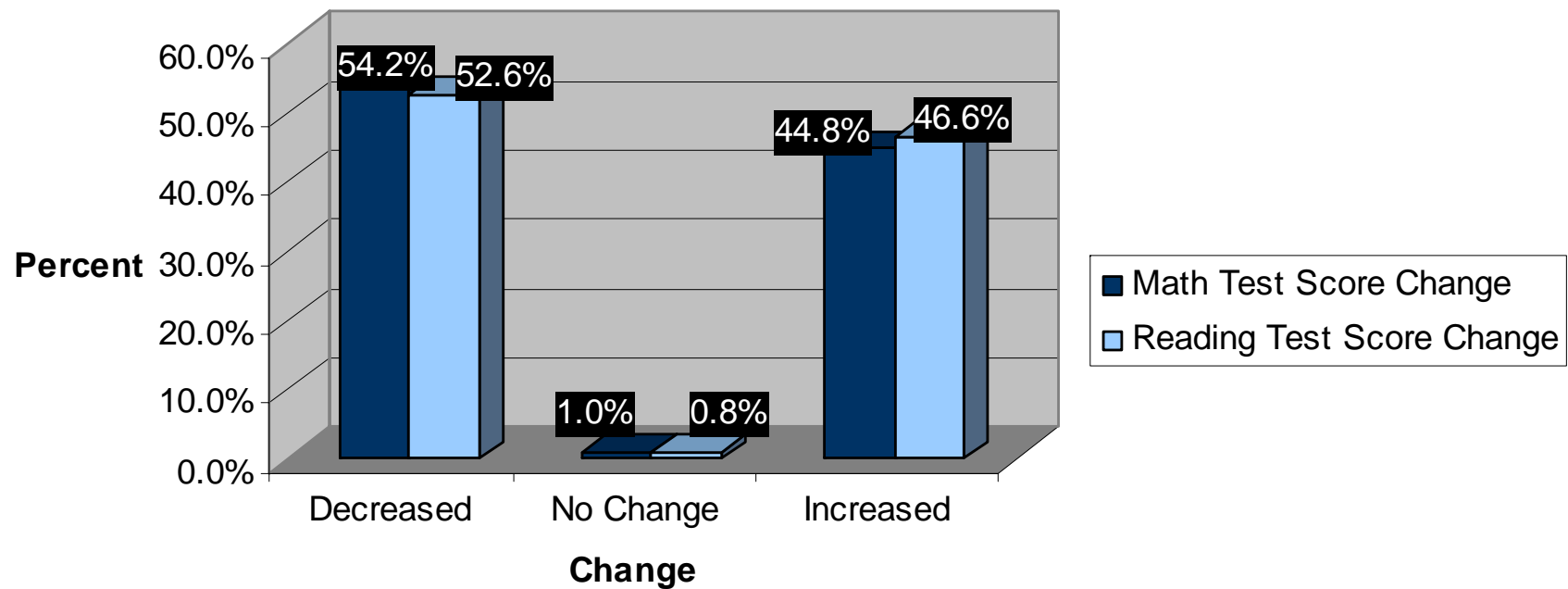
Academic Performance 2007-2008

CAS Grade Change from 1st to 4th Quarter



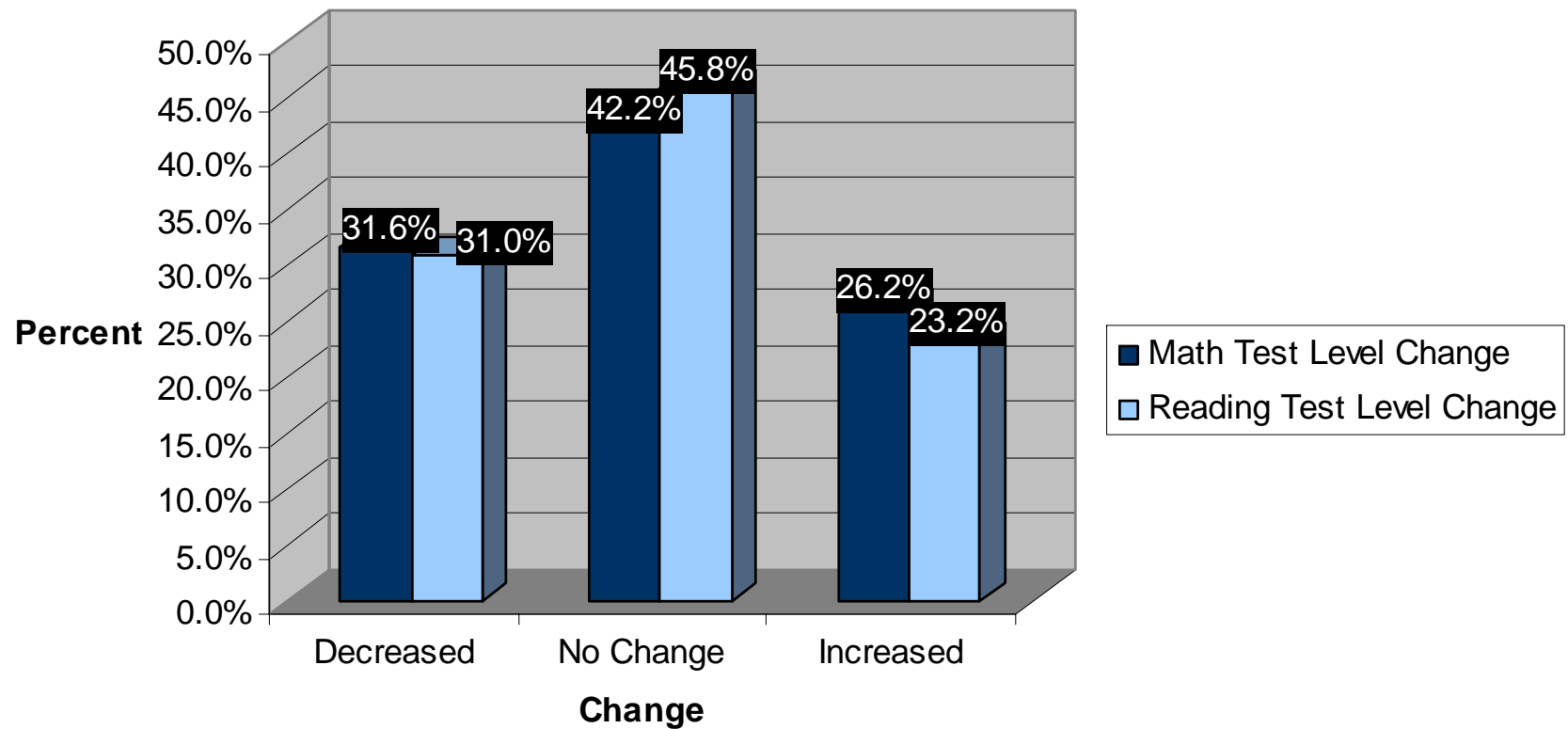
Academic Performance 2007-2008

Standardized Test Score Change from 07 to 08



Academic Performance 2007-2008

CAS Standardized Test Level Change from 07 to 08



Brief Summary 2007-2008

- 17 sites were operating during the 2007-2008 academic year
- Several sites were transitioning to new sites and/or Community Learning Centers over the course of the year
- 2707 students were registered in Cayen
- 1400 students attended 30 days or more across all sites
- 1606 parents/family members participated in programs and activities during the year
- More than 115 community partners provided programs and services
- Overall program met or exceeded 8 out of 9 outcomes
- Parent comments were generally positive
- Teacher survey responses showed that the majority of students exhibited no change or improvements across all areas